



Searches and Solutions in Restoring Surfaces

ROLANDAS VIČYS

Lithuanian Art Museum
Pranas Gudynas Restoration Centre
Didžioji Str. 4, LT-01128 Vilnius, Lithuania
E-mail: restcentras@muziejus.ldm.lt

In the restoration process of artworks variety of issues and questions raised, which encourages the search for new solutions. One of these – reproduction of various surfaces. It is not always possible to restore the missing parts made of the same material from which exhibit was made.

One such example is the “Wooden cigarette case” from Maironis Lithuanian Literature Museum. Cigarette case is a flat metal, leather, wooden or other pocket-sized box, to store and carry cigarettes or cigars. This exhibit belonged to Petras Babickas (1903–1991) collection, he’s a well known poet, prose writer, publicist, translator, photographer, cinematographer, artist, broadcaster, teacher and ethnographer, museologist and diplomat. P. Babickas was a natural born traveler. His collected exhibits also experienced various journeys. In 2014 at the end of January his collection came back to Lithuania, to Maironis Lithuanian Literature Museum. After so many travels in different countries and different climates folk artworks were in necessity of restoration.

Cigarette case made of wood (mahogany?). Wood solid, darkened. Exhibit made of two parts – box and lid. They are connected by wooden hinges with tiny wire. The part of wooden hinge split, cracked, the wires also fractured, rusty, fragile. Lid top and boxes bottom affected by wood pests, some of the holes visible. In some of the holes wood unevenly thinned. On the right side of the box there is a missing fragment. Corners and surface threadbare, scratched. On top of the lid there is a motive depicting Vilnius Legend – Gediminas Castle and the howling wolf. The box covered with a varnish layer, which is yellowish and in places smeared. The surface covered with dust and dirt.

Before restoration, it was decided to separate cover from the box and former hinges, to produce the missing details and new hinges, to restore the losses on surface, to clean the dirt, to thin old varnish layer and cover with protective coating.

The most difficult task was to recreate losses of the surface. From the several possible materials restoration ground consisting of chalk and skin glue was chosen as the most suitable for this purpose.

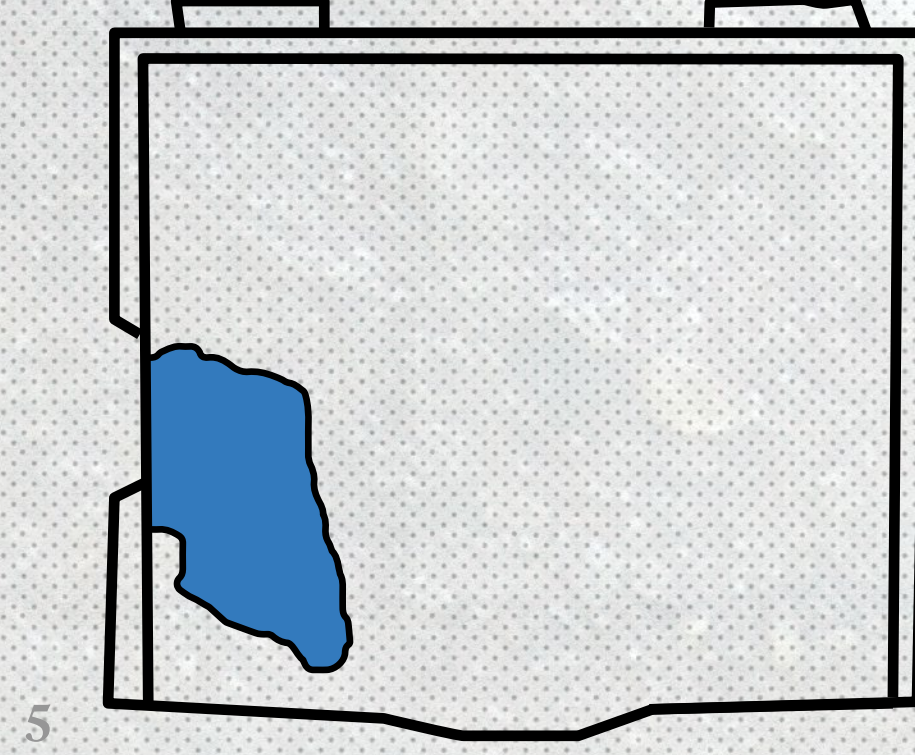
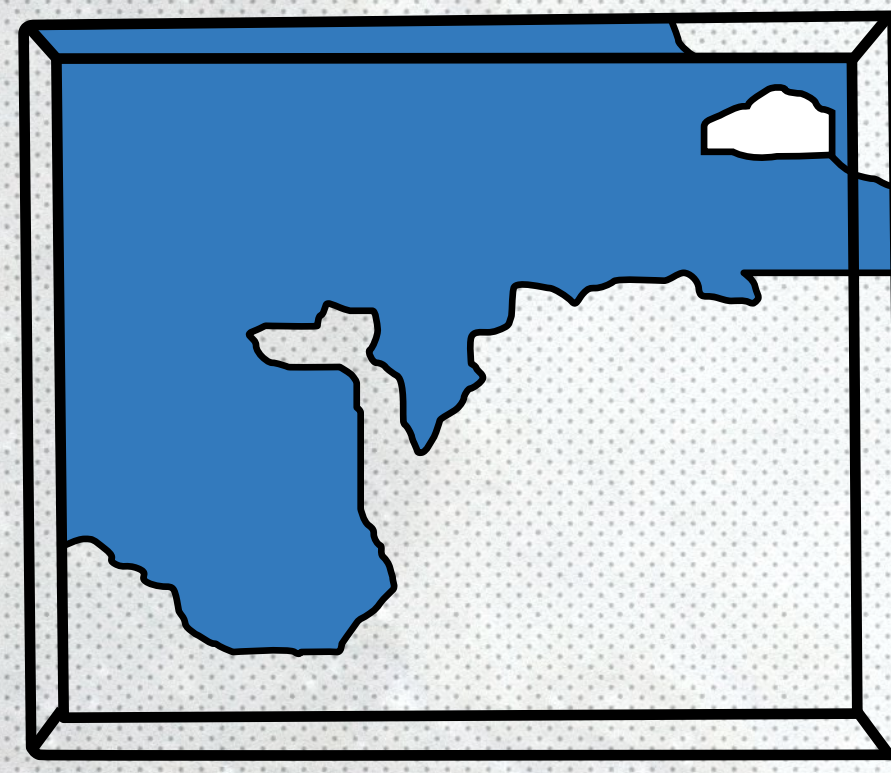
After restoration exhibit became suitable to exhibit.



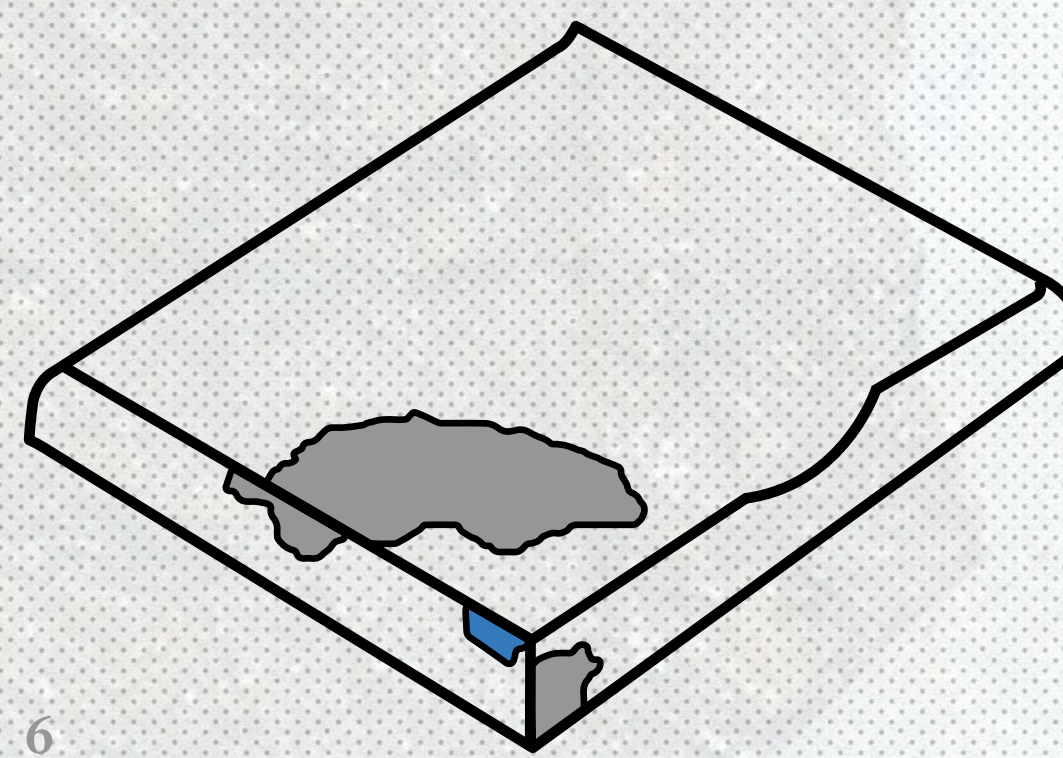
ill. 1. Cigarette case before restoration in slanting lighting.



ill. 2-4. Before restoration.

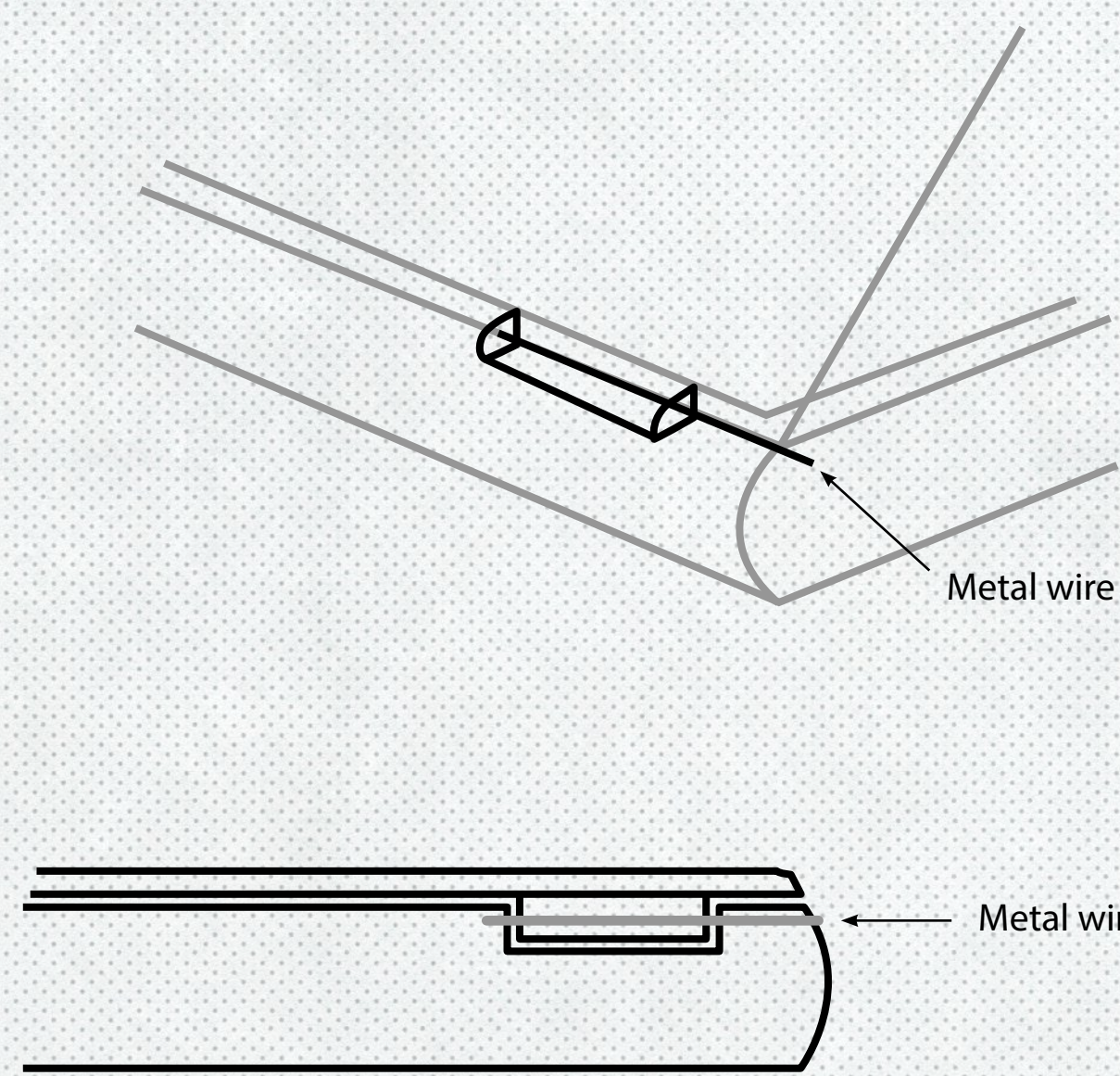


■ – Damages made by wood insects



■ – Damages made by wood insects
■ – Missing fragment

ill. 5-6. Scheme of defects.



ill. 7. Reconstruction of hinges. Scheme



ill. 8. During restoration. Carved missing details.



ill. 9-10. During restoration. Priming with restoration ground.



11



12



13

ill. 11-14. After restoration.



14